Cypress Lighting Technologies, LLC

P.O. Box 912 Robert, Louisiana 70455 985-817-9100 info@cypresslightingtech.com

Specification Sheet

GO GREEN LED **5 CCT Adjustable Recessed Slim LED Panel Light**

- Super Slim Panel Body Fits In Tight Ceiling Spaces
- Air-tight & Type IC - Easy Installation, No Housing Required
- Metal Driver Box With Junction Box Inside
- Class 2 Isolated Constant Current Driver
- CCT Adjustable - 5 CCT in one light, 2700K-3000K-3500K-4000K-5000K
- Dimmable Down To 10%~5% With Most Triac Dimmers
- High Brightness LM80 Rated SMD LED Light Source
- Long Life - 40,000 Hours L7 Average Rating
- CRI 80+ (Color Rendering Index)
- 110° Very Flood Beam Angle
- Cool Beam, No UV or IR, Mercury Free
- DOE LM79 Tested / LM80 Compliant
- Power Factor, PF>0.95
- 3 Year Limited Warranty
- RoHS Compliant - Energy Efficient - Environment Friendly
- ETL/cETL & Energy Star & CE Certified



Intertek ENERGY STAR Dimmable 3000K 5000K CCT Adjustable IC RATED CRI 80+ DAMP LOCATION

Dimensions

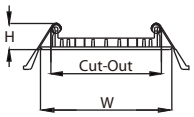

Trim Color Options

Matt White Brushed Nickel Matt Black

ORDERING INFORMATION

Sample Model Number: CL-P6-B14-120-DIP-WH

MODEL NO.	SPECIFICATION	WATTAGE	LUMEN OUTPUT	DIMENSIONS	CUT-OUT	VOLTAGE RANGE	COLOR TEMP.
CL-P4-B9	Slim Panel 4" Round	9W	650lm±5%	W124*H24mm	Ø4-1/4"(108mm)	100-130V Dimmable	30K=3000K
CL-P6-BXX	Slim Panel 6" Round	12W or 14W	950lm or 1120±5%	W175*H24mm	Ø6-1/8"(155mm)	100-277V Non-Dimmable	40K=4000K
	Slim Panel 4" Square	9W	650lm±5%	W120*H24mm	4-1/4"(108mm)		50K=5000K
	Slim Panel 6" Square	12W	950lm±5%	W170*H24mm	6-1/8"(155mm)		DIP=5 CCT

Select Your CCT By DIP Switch Inside Driver Box

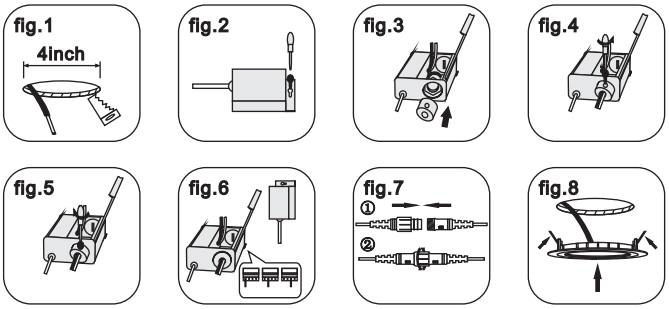

Luminous Intensity Distribution Curve

Luminous Intensity Distribution Curve

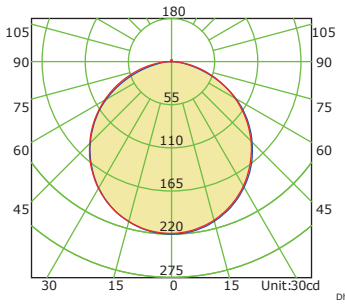

Average Diffuse Angle(50%): 112.2°

C0-C180 C90-C270

Illuminance at a Distance

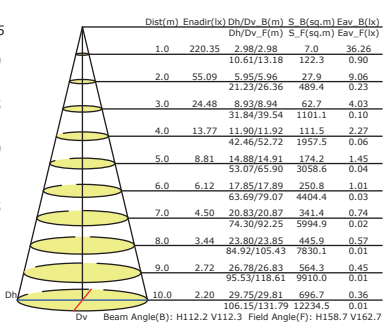

Dist(m)	Enadir(lx)	Dh/Dv_B(m) Dh/Dv_F(m)	S_B(sq.m) S_F(sq.m)	Eav_B(lx) Eav_F(lx)
1.0	220.35	2.98/2.98 10.61/13.18	7.0 122.3	36.26 0.90
2.0	55.09	5.95/5.96 21.23/26.36	27.9 489.4	9.06 0.23
3.0	24.48	8.93/8.94 31.84/39.54	62.7 1101.1	4.03 0.10
4.0	13.77	11.90/11.92 42.46/52.72	111.5 1957.5	2.27 0.06
5.0	8.81	14.88/14.91 53.07/65.90	174.2 3058.6	1.45 0.04
6.0	6.12	17.85/17.89 63.69/79.07	250.8 4404.4	1.01 0.03
7.0	4.50	20.83/20.87 74.30/92.25	341.4 5994.9	0.74 0.02
8.0	3.44	23.80/23.85 84.92/105.43	445.9 7830.1	0.57 0.01
9.0	2.72	26.78/26.83 95.53/118.61	564.3 9910.0	0.45 0.01
10.0	2.20	29.75/29.81 106.15/131.79	696.7 12234.5	0.36 0.01

Dh Dv Beam Angle(B): H112.2 V112.3 Field Angle(F): H158.7 V162.7

Model: P4-B9

Luminous Intensity Distribution Curve

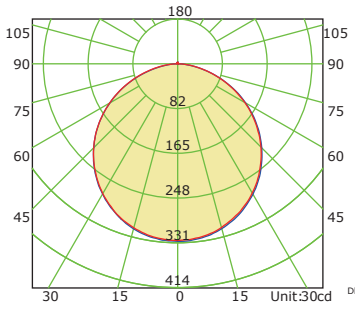

Average Diffuse Angle(50%): 112.8°

C0-C180 C90-C270

Illuminance at a Distance

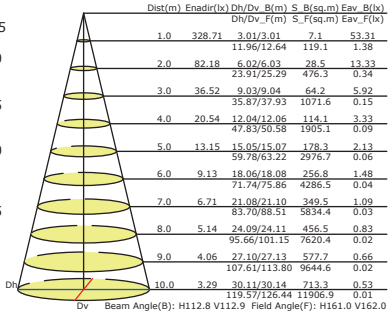

Dist(m)	Enadir(lx)	Dh/Dv_B(m) Dh/Dv_F(m)	S_B(sq.m) S_F(sq.m)	Eav_B(lx) Eav_F(lx)
1.0	328.71	3.01/3.01 11.96/12.64	7.1 119.1	53.31 1.38
2.0	82.18	6.02/6.03 23.91/25.29	28.5 476.3	13.33 0.34
3.0	36.52	9.03/9.04 35.87/37.93	64.2 1071.6	5.92 0.15
4.0	20.54	12.04/12.06 47.83/50.58	114.1 1905.1	3.33 0.09
5.0	13.15	15.05/15.07 59.78/63.22	178.3 2976.7	2.13 0.06
6.0	9.13	18.06/18.08 71.74/75.86	256.8 4286.5	1.48 0.04
7.0	6.71	21.08/21.10 83.70/88.51	349.5 5834.4	1.09 0.03
8.0	5.14	24.09/24.11 95.66/101.15	456.5 7620.4	0.83 0.02
9.0	4.06	27.10/27.13 107.61/113.80	577.7 9644.6	0.66 0.02
10.0	3.29	30.11/30.14 119.57/126.44	713.3 11906.9	0.53 0.01

Dh Dv Beam Angle(B): H112.8 V112.9 Field Angle(F): H161.0 V162.0

Model: P6-B12